
FEELUX


Change your Light, Change your Life!

Feelux Lighting Inc.,

5820 Live Oak Parkway, Suite 200 Norcross, GA. 30093
Tel: 678.668.7005



FLX Micro Series



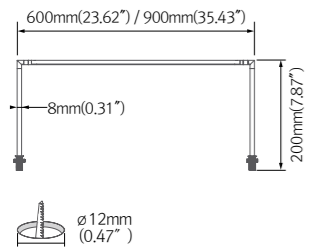
Micro Series

- Millwork, Museum & Showcase Display
- Super slim design
- Adjustable pole length, Rotatable head
- Constant voltage DC 24V driver
- Available in black (Special order option: gold, silver)
- Various beam angles (18°, 32°, 46°)
- Dimmable

Micro Series

Millwork, Museum & Showcase Display


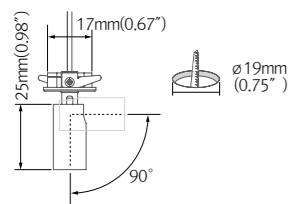
*Micro Arm



Micro Arm

Watt	4W/8W/12W	CRI	Ra>90
Lumen	80 lm/W	Beam angle	110°

*Micro Point

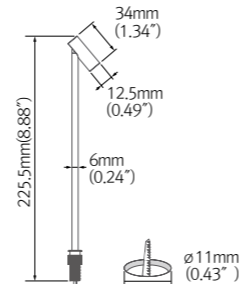


Micro Point

Watt	1W	CRI	Ra>90
Lumen	70 lm/W	Beam angle	18°/32°/46°




*Micro Pole

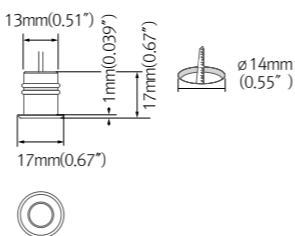


Micro Pole

Watt	1W	CRI	Ra>90
Lumen	70 lm/W	Beam angle	18°/32°/46°

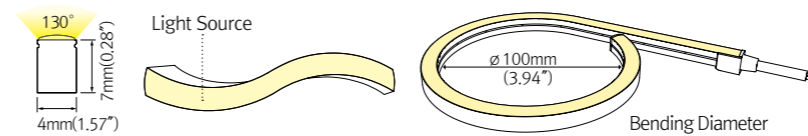



*Micro Spot



Micro Spot

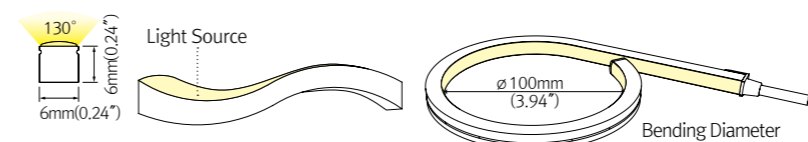
Watt	1W	CRI	Ra>90
Lumen	70 lm/W	Beam angle	18°/32°/46°



FLXible Neon 1 Narrow

- 4X7 mm Ultra thin dot-free flexible luminaire
- Seamless, Dimmable, cuttable, Silicone material
- Ideal for Narrow space in the cabinet, shelf any other furniture
- Field Cuttable (33.4mm)
- Horizontal bending

Input	DC 24V	Watt	7.7W/m	IP Rating	IP65
Lumen	57lm/W	Max run lengths	5M	CRI	Ra>90
Colors	2700/3000/3500/4000K				



FLXible Neon 2 Narrow

- 6X6 mm Ultra thin dot-free flexible luminaire
- Seamless, Dimmable, cuttable, Silicone material
- Ideal for Narrow space in the cabinet, shelf any other furniture
- Field Cuttable (33.4mm)
- Vertical bending


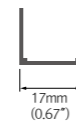
Input	DC 24V	Watt	7.2W/m	IP Rating	IP65
Lumen	93lm/W	Max run lengths	5M	CRI	Ra>90
Colors	2700/3000/3500/4000K				



FTM Mini Track System

Super slim magnetic low voltage track system

- Ultra slim fixtures on easy magnetic rail system
- Adjustable beam angle by zoom function
- Available tilting up to 90°
- Safe with constant voltage DC 48V
- Various track options
- Easily extendable with direct connector
- Dimmable



Power Connector
_FTMOPC



Direct Connector
_FTMCPL



Flexible Connector
_FTMPTC



FTM-SS03

Input	DC 48V	Watt	3W
CRI	Ra>90	Beam angle	15° / 24°
Lumen	70lm/W	Colors	2,700/3,000/3,500/4,000K



FTM-SS05

Input	DC 48V	Watt	5W
CRI	Ra>90	Beam angle	15° / 24° / 36°
Lumen	72lm/W	Colors	2,700/3,000/3,500/4,000K



FTM-SS05-ZOOM

Input	DC 48V	Watt	5W
CRI	Ra>90	Beam angle	15° ~ 40°
Lumen	72lm/W	Colors	2,700/3,000/3,500/4,000K



FTM-SS10

Input	DC 48V	Watt	10W
CRI	Ra>90	Beam angle	15° / 24° / 36°
Lumen	87lm/W	Colors	2,700/3,000/3,500/4,000K



FTM-SS15

Input	DC 48V	Watt	15W
CRI	Ra>90	Beam angle	15° / 24° / 36°
Lumen	78lm/W	Colors	2,700/3,000/3,500/4,000K



FTM-SS15-ZOOM

Input	DC 48V	Watt	15W
CRI	Ra>90	Beam angle	20° ~ 55°
Lumen	78lm/W	Colors	2,700/3,000/3,500/4,000K



FTM-LS20

Input	DC 48V	Watt	10W
CRI	Ra>90	Beam angle	30°
Lumen	52lm/W	Colors	2,700/3,000/3,500/4,000K



FTM-LS20-TILT

Input	DC 48V	Watt	10W
CRI	Ra>90	Beam angle	30°
Lumen	52lm/W	Colors	2,700/3,000/3,500/4,000K



FTM-LS30

Input	DC 48V	Watt	15W
CRI	Ra>90	Beam angle	30°
Lumen	53lm/W	Colors	2,700/3,000/3,500/4,000K



FTM-LS30-TILT

Input	DC 48V	Watt	10W
CRI	Ra>90	Beam angle	30°
Lumen	53lm/W	Colors	2,700/3,000/3,500/4,000K



FTM-LM20

Input	DC 48V	Watt	10W
CRI	Ra>90	Beam angle	110°
Lumen	54lm/W	Colors	2,700/3,000/3,500/4,000K



FTM-LM20-TILT

Input	DC 48V	Watt	10W
CRI	Ra>90	Beam angle	110°
Lumen	54lm/W	Colors	2,700/3,000/3,500/4,000K



FTM-LM30


Input	DC 48V	Watt	15W
CRI	Ra>90	Beam angle	110°
Lumen	54lm/W	Colors	2,700/3,000/3,500/4,000K




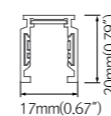
FTM-LM30-TILT

Input	DC 48V	Watt	15W
CRI	Ra>90	Beam angle	110°
Lumen	54lm/W	Colors	2,700/3,000/3,500/4,000K

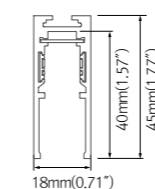
Surface track



Surface track
_FTM-TRS1




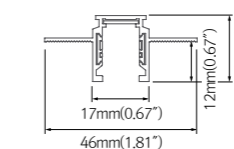
Surface track
_FTM-TRS2



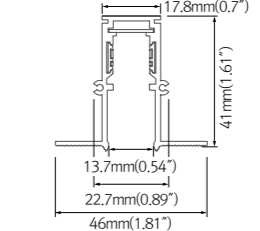
Trimless track



Trimless track
_FTM-TRT1



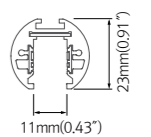
Trimless track
_FTM-TRT2




Pendant track



Round (Pendant) track
_FTM-TRP





FLXible Neon 360

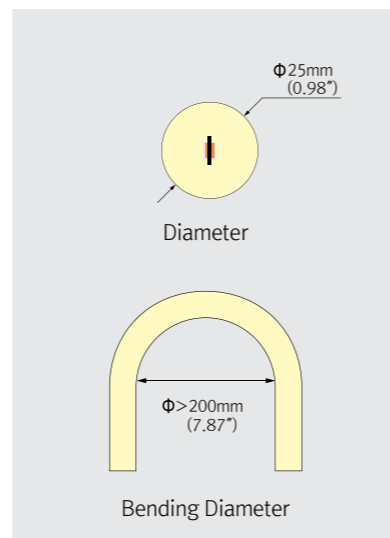
3D Flexible Luminaires For Various Application




FLXible Neon 360

- 360° degree Illumination Decorative Lighting
- Bendable in any direction
- Field Cuttable 50mm(1.97")
- Available in Standard Lengths of 1,2,3,4,5M Reels
- Architectural and interior contour lighting
- Dimmable
- Tunable, RGBW available
- Side feed option available

Input	DC 24V	Watt	10W/m	IP Rating	IP65
Lumen		60 lm/W	CRI		Ra>90
Colors		2400/2700/3000/3500/4000K			
Beam Angle					360°



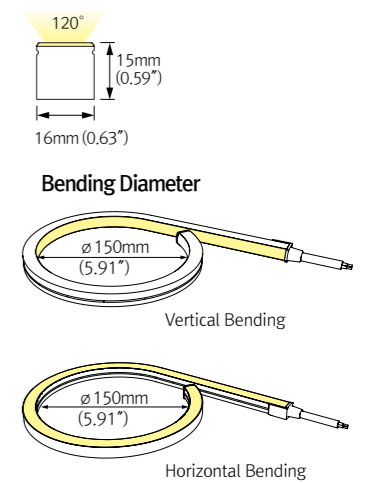
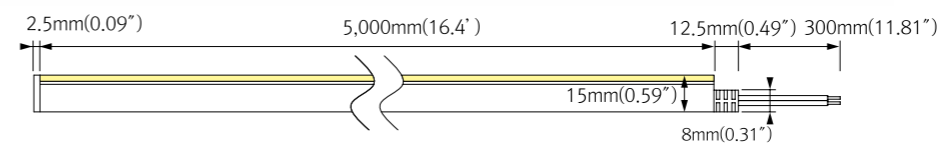
FLXible Neon 3D




FLXible Neon 3D

- Flexible LED, bending both horizontally and vertically
- Fully sealed with Silicon material(IP67)
- Cuttable and flexible to have design freedom (20.83mm)
- High output seamless spot free illumination
- Dimmable
- Various Feed Option Available (Left Side Feed, Bottom Feed Type)

Input	DC 24V	Watt	15W/m	IP Rating	IP67
Lumen		70lm/W	CRI		Ra>90
Colors		2400/2700/3000/3500/4000K			





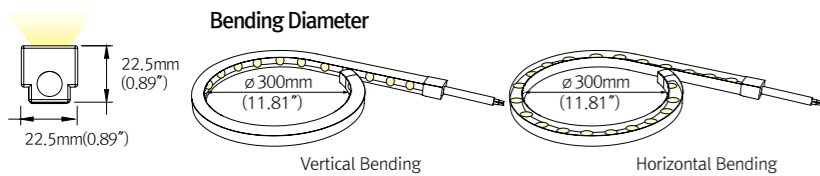
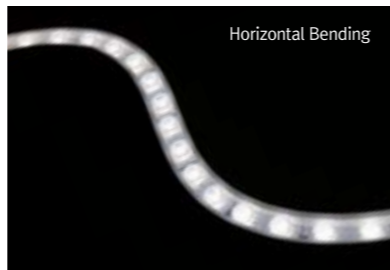
FLXible Neon Lens 3D




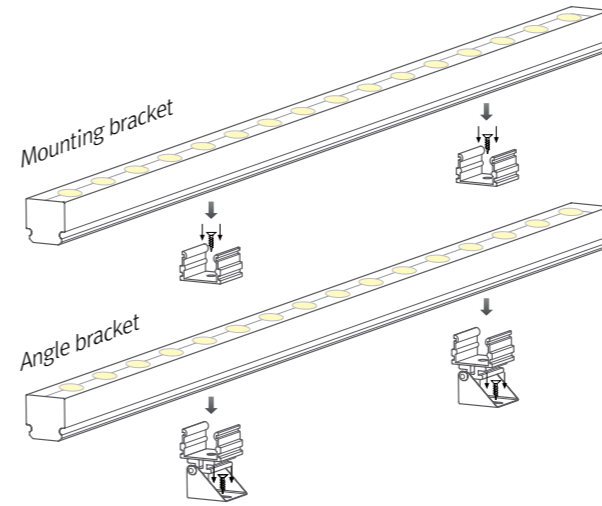
FLXible Neon Lens 3D

- Flexible LED, bending both horizontally and vertically
- Fully sealed with Silicon material(IP67)
- Various beam angles available with optics
- Field-cuttable to have design freedom (55.4mm)
- Extrusion, louver, angle bracket accessory
- Tunable available
- Bottom Feed Option Available
- Various types of extrusion available

Input	DC 24V	Watt	20W/m	IP Rating	IP67
Lumen	80lm/W	CRI			Ra>90
Colors			2700/3000/3500/4000K		
			2200K~4000K (Tunable white)		
Beam angle			20° / 35° / 45° / 20X40°		



Bracket installation


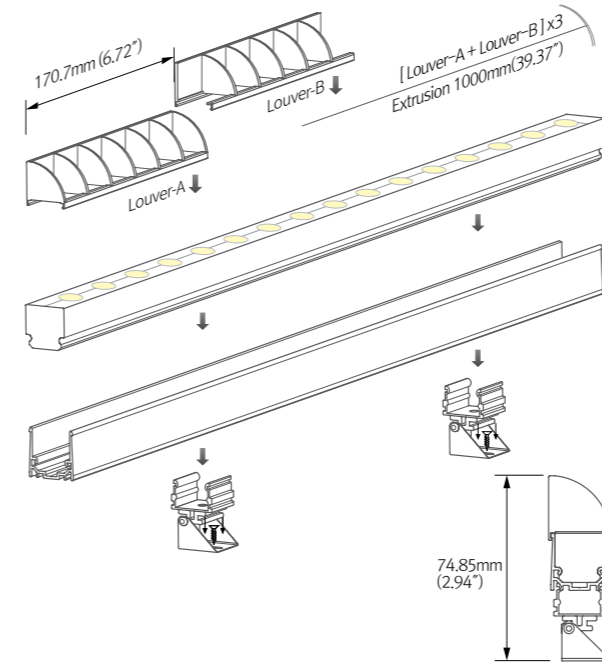


FNL 3D Mounting Bracket
_FNL 3D-BRACKET1 (1set = 4pcs)



FNL 3D Angle Bracket
_FNL 3D-BRACKET2 (1set = 4pcs)

Extrusion installation with louver and angle bracket



FNL 3D Louver Kit
(6pcs-1000mm)
_FNL 3D-Louver-BK
_FNL 3D-Louver-WT
A type: 3pcs
B type: 3pcs

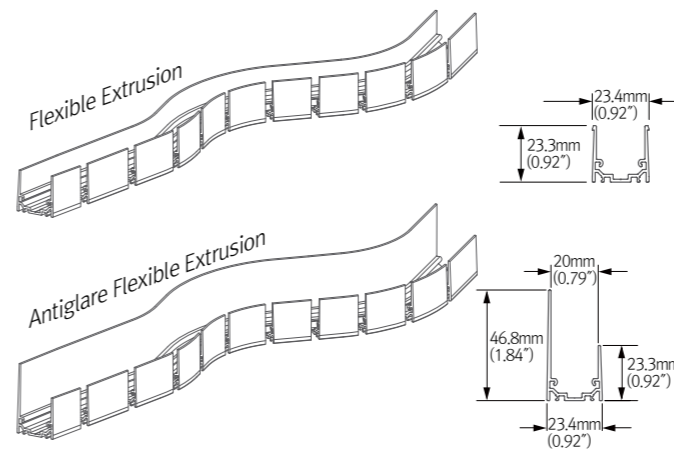


FNL 3D Extrusion
_FNL 3D-EXL (1M)



FNL 3D Angle Bracket
_FNL 3D-BRACKET2 (1set = 4pcs)

Flexible Extrusion installation



FNL 3D Flexible Extrusion
_FNL 3D-EXL-FLEX (1M)

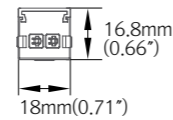


FNL 3D Antiglare Flexible Extrusion
_FNL 3D-EXL-FLEX-AG (1M)



NDFree

Slim, Simple, Safe, Fast Integral Driver




- NDFree**
- Easy and Quick Snap Connection
 - LED Driver is integral
 - Innovative Slim design
 - Line Voltage Phase Dimming
 - Seamless and Spot Free

CRI	Ra>90	Watt	3, 5, 10, 15, 20W
Lumen	90 lm/W	Color	2700/3000/3500/4000K
Length	156 (6.14") / 291.5 (11.48") / 569.5 (22.42") / 848 (33.39") / 1126 (44.33") mm		

Wide voltage range
(AC 110V, 220-240V, 277V)


Flicker-free

Phase dimming



NDPro Showcase Arm

- Aluminum body with rotating light bar
- Easy assembly with FLX Stix NDPro fixture
- Various length available
- Ideal for showcase and furniture

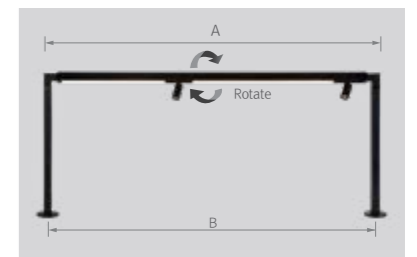


Lamp Power	Luminous Flux (4000K)	A	B
NDP 4W	300 lm	396.5mm (15.61")	381mm (15")
NDP 7W	570 lm	676.5mm (26.63")	661mm (26.02")
NDP 11W	860 lm	955.5mm (37.62")	940mm (37.01")
NDP 15W	1210 lm	1234.5mm (48.60")	1219mm (47.99")



MonoRail Pro Showcase Arm

- Aluminum body with rotating MonoRail Pro (MNP) and Spot (MRS)
- Easy assembly with MonoRail Pro (MNP) and Spot (MRS)
- Various length available
- Ideal for showcase and furniture

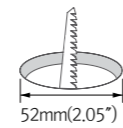


Lamp Power	Luminous Flux (4000K)	A	B
MNP 1W	113 lm	396.5mm (15.61")	381mm (15")
MNP 4W	362 lm	676.5mm (26.63")	661mm (26.02")
MNP 8W	722 lm	955.5mm (37.62")	940mm (37.01")
MRS 1W	97 lm	1234.5mm (48.60")	1219mm (47.99")
MRS 3W	246 lm		



DVP Spot

Versatile Mini LED Spotlight



- DVP Spot**
- With constant voltage DC 24V driver
 - Mini spotlight with various beam angle
 - Dimmable with available accessories
 - Available in black and white
 - Special option : silver and gold

CRI	Ra>90	Watt	3W
Lumen	98 lm/W		
Colors	2700/3000/3500/4000K		
Beam Angle	28° / 40° / 50°		


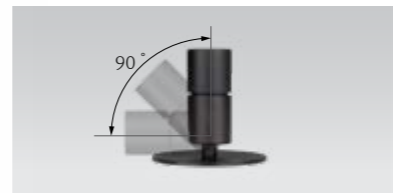
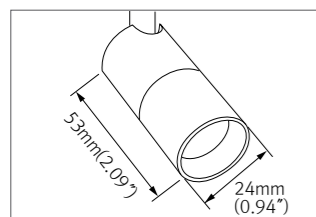
Round plate



Square plate



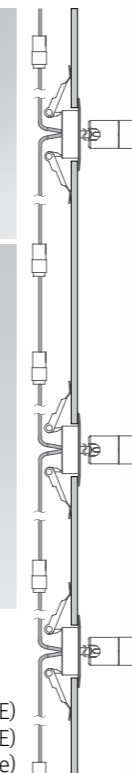
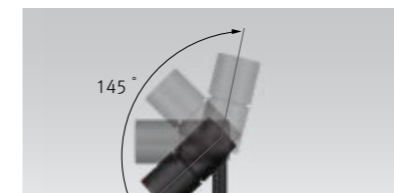
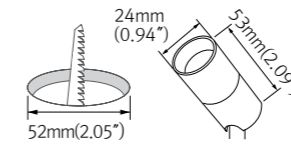
Special Order Options



DVP Pole

- With constant voltage DC 24V driver
- Mini Spotlight Pole with various beam angle
- Dimmable with available accessories
- Available in black and white
- Special option : silver and gold

CRI	Ra>90	Watt	3W
Lumen	98 lm/W		
Colors	2700/3000/3500/4000K		
Beam Angle	28° / 40° / 50°		



★ Linkable between FLX Spot DVP (POLE) and FLX Spot DVP (POLE) (Max. 10 units connectable)

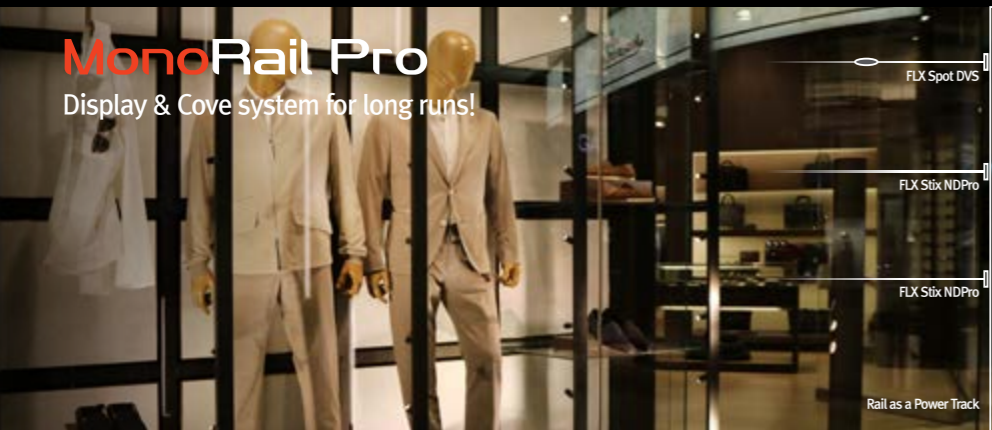
DVP Pole

Versatile Mini LED Spotlight



MonoRail Pro

Display & Cove system for long runs!




15.6mm(0.61")
17mm
0.07"



MonoRail Pro (MNP)

Display and Cove Lighting for a long run lengths in low voltage systems. The Rail can light other Feellux DC products as a power track. Available in black and silver. 90+ CRI. Dimmable.

Input	DC 24V	CRI	Ra>90
Lumen	85lm/W		
Colors	2700/3000/3500/4000/5700K		



MonoRail Spot Pro 1 (MSP1)

The perfect LED for showcase display, cabinet and furniture. Slide and swivel LED spotlight. Compatible and linkable with the MonoRail system. Available in 15°, 35° beam angles.

Watt	1.3W	CRI	Ra>90
Lumen	70lm/W	Beam angle	25°/35°/55°

MonoRail Spot Pro HO 3 (MSP3)

High Power version of Monorail Spot. 28°, 40°, and 50° beam angles.

Watt	2.6W	CRI	Ra>90
Lumen	98lm/W	Beam angle	25°/35°/50°

MonoRail Spot Pro HO 6 (MSP6)

Double joint version of Monorail Spot. 25°, 38°, and 50° beam angles.

Watt	6W	CRI	Ra>90
Lumen	70lm/W	Beam angle	25°/38°/50°

MonoRail Spot Pro



MonoRail2


Modular Low Voltage Rail System for Flexibility and Creativity



18mm(0.71")
16.5mm
(0.65")



Extrusion Type



MonoRail2


High-end slim linear LED with magnetic system & aluminum extrusion


Watt	3/4/8W	CRI	Ra>90
Lumen	80lm/W		
Colors	2700/3000/3500/4000K		

MonoRail2 Spot


Mini spotlight with magnetic system & aluminum extrusion

Watt	3W	CRI	Ra>90
Lumen	80lm/W		
Colors	2700/3000/3500/4000K		





10.6mm(0.42")
11.5mm
(0.45")



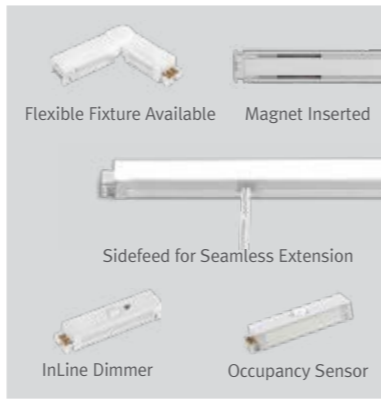
NDP

Ultra slim profile, spot free, seamless engineered fixture with tight pitch LEDs for even surface illumination and perfected color consistency. 90+ CRI. Dimmable.

CRI	Ra>90	Watt	0.5/1/3/4/7/11/15W
Lumen	80lm/W	Colors	2200/2700/3000/4000K
Length	100 (3.94") / 193 (7.60") / 284 (11.18") 564 (22.20") / 843 (33.19") / 1122 (44.17") mm		



15mm(0.59")
12.6mm
(0.50")





HDP

High output version of FLX Stix NDPro where more light is needed. 90+ CRI. Dimmable.

CRI	Ra>90	Watt	3/6/12/18/24W
Lumen	80lm/W	Colors	2200/2700/3000/4000K
Length	145 (5.71") / 285 (11.22") / 564 (22.20") 843 (33.19") / 1122 (44.17") mm		



15mm(0.59")
22.1mm
(0.50")



ODV

Slim profile LED for exterior applications. Easy installation. IP66 Rating. Dimmable.

Input	DC 24V	IP Rating	IP66
Lumen	95lm/W	Colors	RGB/2700/3000/4000K
Length	143 (5.63") / 283 (11.14") / 562 (22.13") / 841 (33.11") mm		





Dim to Warm system

Dim to Warm, Tunable White, 0-10V/1-10V 2CH dimming



- Slim interface with multiple functions
- Dim to warm mode
- Tunable white mode
- Quick mode change with a function switch
- Dip Switch to select 0-10V and 1-10V mode
- 1CH 100W, Total 2CH, 200W





FLT Track Collection

Magnetic Low Voltage Track System

- Various lighting fixtures on a single track
- Easily extendable with direct connector
- Safe with constant voltage DC 24V
- Available in various colors
- Easy magnetic installation



Power Connector
_FLTGPC-BK
_FLTGPC-WT



Direct Connector (Non-conductive)
_FLTGPL-NC-BK
_FLTGPL-NC-WT



90° Connector (Non-conductive)
_FLTGPL-90-NC-BK
_FLTGPL-90-NC-WT



Direct Connector
_FLTGPL-BK
_FLTGPL-WT



90° Connector
_FLTGPL-90-BK
_FLTGPL-90-WT



Flexible Connector
_FLTPTC-FLEX-BK
_FLTPTC-FLEX-WT



FLT-SS06

Input	DC 24V	Watt	6W
CRI	Ra>90	Beam angle	15° / 24° / 36°
Lumen	70lm/W	Colors	2700/3000/3500/4000K



FLT-SS09

Input	DC 24V	Watt	9W
CRI	Ra>90	Beam angle	15° / 24° / 36°
Lumen	78lm/W	Colors	2700/3000/3500/4000K



FLT-SS15

Input	DC 24V	Watt	15W
CRI	Ra>90	Beam angle	15° / 24° / 36°
Lumen	73lm/W	Colors	2700/3000/3500/4000K



FLT-SS20

Input	DC 24V	Watt	20W
CRI	Ra>90	Beam angle	15° / 24° / 36°
Lumen	73lm/W	Colors	2700/3000/3500/4000K



DOUBLE JOINT
(SS06, SS09, SS15, SS20 available)

Input	DC 24V	Watt	6 / 9 / 15 / 20W
CRI	Ra>90	Beam angle	15° / 24° / 36°
Lumen	70/78/73/73lm/W	Colors	2700/3000/3500/4000K



FLT-SL06

Input	DC 24V	Watt	6W
CRI	Ra>90	Beam angle	15° / 24° / 36°
Lumen	70lm/W	Colors	2700/3000/3500/4000K



FLT-SM02

Input	DC 24V	Watt	2W
CRI	Ra>90	Beam angle	15° / 24° / 36°
Lumen	55lm/W	Colors	2700/3000/3500/4000K



FLT-SM12

Input	DC 24V	Watt	12W
CRI	Ra>90	Beam angle	15° / 24° / 36°
Lumen	85lm/W	Colors	2700/3000/3500/4000K



FLT-LS10-L

Input	DC 24V	Watt	4W
CRI	Ra>90	Beam angle	21° / 40° / 52°
Lumen	84.2lm/W	Colors	2700/3000/3500/4000K



FLT-LS30-L

Input	DC 24V	Watt	12W
CRI	Ra>90	Beam angle	21° / 40° / 52°
Lumen	80lm/W	Colors	2700/3000/3500/4000K



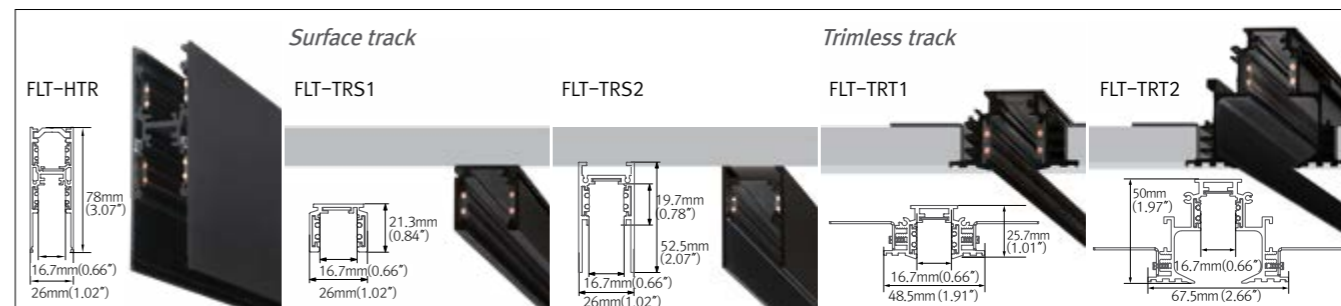
FLT-LM30

Input	DC 24V	Watt	10W
CRI	Ra>90	Beam angle	125°
Lumen	77lm/W	Colors	2700/3000/3500/4000K




FLT-SP20
FLT-SP30

Input	DC 24V	Watt	2W
CRI	Ra>90	Beam angle	24° / 36°
Lumen	89lm/W	Colors	2700/3000/3500/4000K



Suspension Power Kit for TRS1 / TRS2
_FLT-SK-POWER1-BK, WT
_FLT-SK-POWER2-BK, WT




Color Filter
_FLT-Filter-20/R.G.B.Y (For SS20)
_FLT-Filter-09/R.G.B.Y (For SS06,09,15)



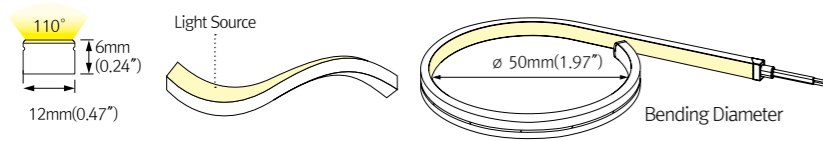
Anti-Glare Hood
_FLT-Hood-20 (For SS20)
_FLT-Hood-09 (For SS06,09,15)



Suspension Bracket for TRS1 / TRS2
_FLT-SK-BRACKET1-BK, WT
_FLT-SK-BRACKET2-BK, WT



Honeycomb
_FLT-Honeycomb-20 (For SS20)
_FLT-Honeycomb-09 (For SS06,09,15)



FLXible Tape Pro

- Ultra slim flexible LED, spot free, indoor and outdoor application
- IP66 rating with UV-resistant Silicon material
- Cuttable and flexible to have design freedom
- Available in standard lengths of 1, 2, 3, 4, 5M reels Extrusion
- Inpc available

Input	DC 24V	Watt	15W/m	IP Rating	IP66
Lumen	100lm/W	Max run lengths	5M	CRI	Ra)90
Colors	2400/2700/3000/3500/4000K				

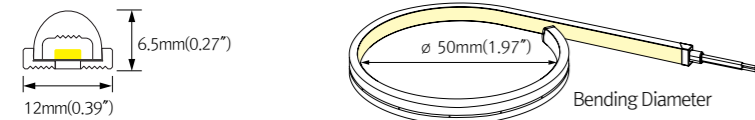


FLXible Neon 1

Input	DC 24V	Watt	10W/m	IP Rating	IP67
Lumen	40lm/W	Max run lengths	5M	CRI	Ra)90
Colors	2200/2700/3000/3500/4000K				

FLXible Neon 1 Dual

Input	DC 24V	Watt	5.8W/ft	IP Rating	IP67
Lumen	40lm/W	Max run lengths	5M	CRI	Ra)90
Colors	2200K-4000K (Tunable white)				



FLXible Neon Smooth

- Ultra slim seamless diode-free illumination
- IP67 rating for Interior and Exterior Applications
- Available in standard lengths of 1,2,3,4,5 M reels.

Input	DC 24V	Watt	15W/m	IP Rating	IP65
Lumen	132lm/W	Max run lengths	5M	CRI	Ra)90
Colors	2700/3000/3500/4000K				



FLXible Neon 2

Input	DC 24V	Watt	10W/m	IP Rating	IP67
Lumen	65lm/W	Max run lengths	5M	CRI	Ra)80
Colors	2200/2700/3000/3500/4000K				

FLXible Neon 2 Dual

Input	DC 24V	Watt	5.8W/ft	IP Rating	IP67
Lumen	65lm/W	Max run lengths	5M	CRI	Ra)80
Colors	2200K-4000K (Tunable white)				

SlimLamp Slide

LED for Cove, Contour and Cabinet.

Linear perfection with Slimlamp Slide LED

- Easy slide connection system
- Slim design with seamless lighting
- Dimmable
- Round Diffuser (Square also available)
- Slide-Up Replacing System



SSL Specification

- Voltage : AC 100-277V
- Lumen : 100lm/W
- Wattage : 3W/5W/10W/15W/20W/25W
- Colors : 2700K/3000K/3500K/4000K/5700K
- CRI>90
- IP20
- Max connection: 400W(12.60")
- Length: 150mm(5.91")/320mm (12.60")/580mm (22.83")/870mm (34.25")/1160mm (45.67")/1450mm (57.09")



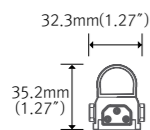
SlimLamp Slide (SSL)

VSSL Specification

- Dimming: 0-10V
- Tunable version available
- Voltage : AC 100-277V
- Lumen : 85lm/W
- Wattage : 5W/10W/15W/20W
- Colors : 2700K/3000K/3500K/4000K/5700K
- CRI>90
- IP20
- Max connection: 400W
- Length: 150mm(5.91")/320mm (12.60")/580mm (22.83")/870mm (34.25")/1160mm (45.67")/1450mm (57.09")



SlimLamp Slide-V (VSSL)



FEELUX

Feelux Lighting Inc.,
5820 Live Oak Parkway, Suite 200 Norcross, GA. 30093 Tel: 678.668.7005

NOTES

Feelux Lighting Inc., www.feeluxlighting.com

5820 Live Oak Parkway, Suite 200 Norcross, GA. 30093 Tel: 678.668.7005



FEELUX