

DATE PROJECT LOCATION TYPE



PRODUCT FEATURES

- 120V Voltage
- Easy slide connecting system
- Slim design with seamless lighting
- Integral driver
- Round diffuser (Square Option – Special Order)
- Slide-Up Replacing System
- Easy Plug-and-Play Installation
- Quick Ship Available
- Non-Dim
- Adjustable Angled Mounting Bracket Available
- Magnetic Mounting Bracket Available
- Product is approved for Closet/Storage space installation per NEC410.16 (A) (3) and NEC410.16 (C)(5) per NRTL certification

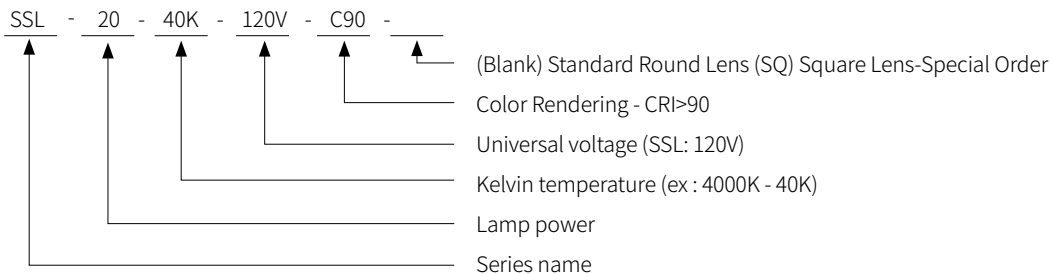
PRODUCT SPECIFICATIONS

- Voltage : AC 120V
- Operating Temperature : 32-113°(0-45°C)
- Lamp Life : 40,000hr / 70%
- Available Color : 2700K, 3000K, 3500K, 4000K
- CRI/Ra >90
- Energy Efficiency : 103.3lm/W - 5.2W/ft - 539.6lm/ft
- Product is approved for Closet / Storage space installation per NEC410.16 (A) (3) and NEC410.16 (C)(5) per NRTL certification
- Degree of protection IP20 / Beam Angle : 170°
- Finish : White
- Max.connection(Non dimming) : 400W
5W(80pcs), 10W(40pcs), 15W(26pcs), 20W(20pcs)
- 5 year Warranty



Model Name	Input (V)	Power (W)	Luminous Flux	Luminous Efficacy	Color Rendering	Operating Temperature	Dimming
SSL3 40K-120V-C90	AC 120V	2.3W	180 lm	83 lm/W	CRI > 90	32-113 F	Non-Dimming
SSL5 40K-120V-C90	AC 120V	5.2W	488 lm	95 lm/W	CRI > 90	32-113 F	Non-Dimming
SSL10 40K-120V-C90	AC 120V	9.7W	982 lm	101 lm/W	CRI > 90	32-113 F	Non-Dimming
SSL15 40K-120V-C90	AC 120V	14.9W	1,528 lm	102 lm/W	CRI > 90	32-113 F	Non-Dimming
SSL20 40K-120V-C90	AC 120V	19.9W	2,056 lm	103 lm/W	CRI > 90	32-113 F	Non-Dimming

MODEL SELECTION KEY



Square Lens-Special Order

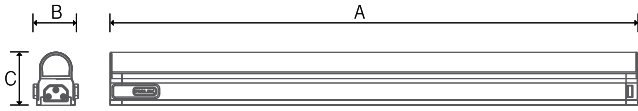
SPECIFICATION GUIDE

NOT TO BE USED FOR ORDERING. The Specification Guide is intended solely to ensure that all options are considered.

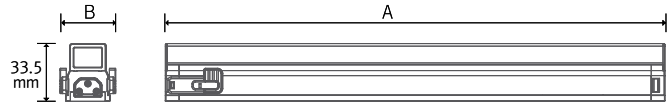
MODEL	COLOR	LENS	MOUNTING	CONFIGURATION	RUN LENGTH	VOLTAGE
SSL	27K - 2700K 30K - 3000K 35K - 3500K 40K - 4000K	ST - Round Lens SQ - Square Lens (optional with lead time)	STD - Flat Brackets Included (Mounting Bracket) BK2 - 20°/40° Brackets BK-M - Magnet Bracket	S - Straight V - Varies*	ft.	120V 277V

DIMENSION

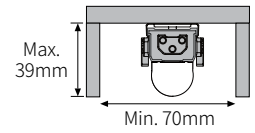
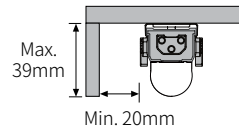
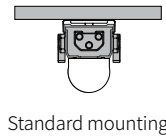
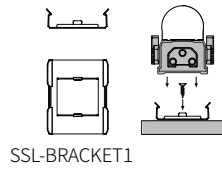
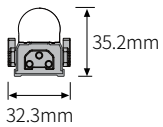
* Standard type (Round diffuser)




* Optional type (Square diffuser)



Model Number	Dimensions for round lens / square lens		
	A	B	C
SSL3 XXK-120V-C90	5.9" (150mm)	1.27" (32.3mm)	1.4" (35.2mm)
SSL5 XXK-120V-C90	12.6" (320mm)	1.27" (32.3mm)	1.4" (35.2mm)
SSL10 XXK-120V-C90	22.8" (580mm)	1.27" (32.3mm)	1.4" (35.2mm)
SSL15 XXK-120V-C90	32.2" (870mm)	1.27" (32.3mm)	1.4" (35.2mm)
SSL20 XXK-120V-C90	45.6" (1160mm)	1.27" (32.3mm)	1.4" (35.2mm)



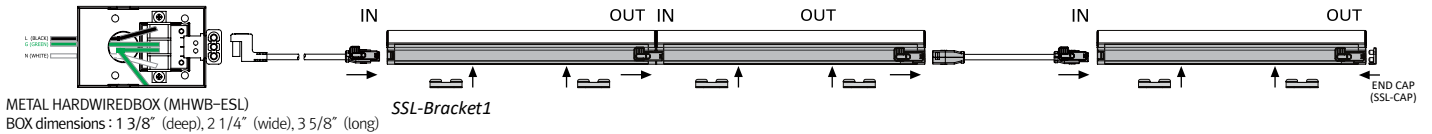
SLIDE CONNECTION SYSTEM



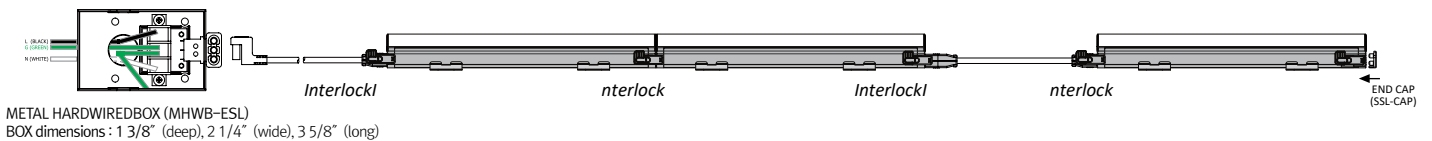
INSTALLATION

- SSL (Non-Dimming)

★ **Before Installation**
Power Connection
SSLPC (1800mm)

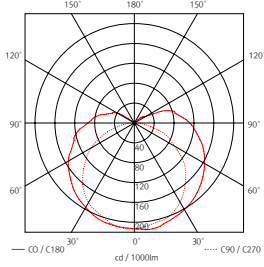


★ **After Installation**

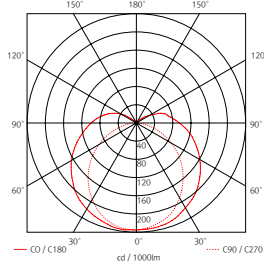


BEAM SPREADS

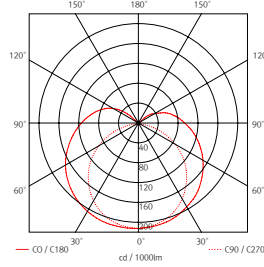
SSL3 40K-120V-C90
83 lm/W, 180 lm



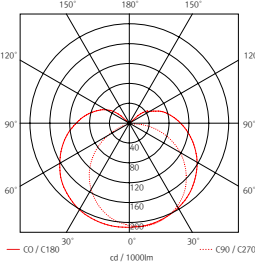
SSL5 40K-120V-C90
95 lm/W, 488 lm



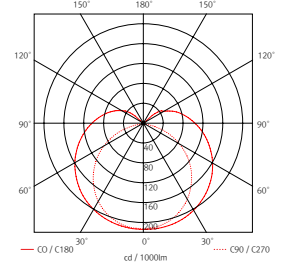
SSL10 40K-120V-C90
101 lm/W, 982 lm



SSL15 40K-120V-C90
102 lm/W, 1528 lm



SSL20 40K-120V-C90
103 lm/W 2056 lm



ACCESSORIES




Power Cord (6')

SSLPC120/XL



Connecting Cable

SSLPTC/XL (6")
SSLPTC1/XL (1')
SSLPTC2/XL (2')
SSLPTC4/XL (4')
SSLPTC6/XL (6')



Interface Cables

ESLSSLPTC/XL (6")
ESLSSLPTC1/XL (1')
ESLSSLPTC2/XL (2')
ESLSSLPTC4/XL (4')
ESLSSLPTC6/XL (6')



Hard Wire Box

MHWB-ESL



Mounting bracket (Included fixture)

SSL-BRACKET1(A) : 1set = 2pcs
SSL-BRACKET1(B) : 1set = 3pcs



Angle Brackets (Optional)

__SSL-BRACKET2(A) : 1set = 2pcs
__SSL-BRACKET2(B) : 1set = 3pcs



Magnet Brackets (Optional)

__SSL-BRACKET-M(A) : 1set = 2pcs
__SSL-BRACKET-M(B) : 1set = 3pcs