


DATE PROJECT LOCATION TYPE



PRODUCT FEATURES

- Diode Free Illumination
- Ultra Slim Profile
- Even Surface Illumination
- Multiple Lengths for Easy Configuration
- Seamless, Snap together Installation
- Dim with 0-10V, Forward/Reverse Phase
- Other Options Available
- Side-Feed Units for Long Continuous Runs
- Quick Ship Available*

PRODUCT SPECIFICATIONS

- 24VDC Constant Voltage Feelux or Approved Class 2 Drivers
- Operating Temperature: 32-113° F (0-45° C)
- Lamp Life: 50,000 hrs / 70%
- Available Color: 2700K, 3000K, 3500K, 4000K
- CRI/Ra > 94
- 74 lm/W - 6.2W/ft - 456lm/ft (HDP Pro 24W 4000K)
- IP20 - Damp Location/Closet Approved
- Beam Angle: 120°
- Finish: Aluminum
- 5 year Warranty
- Product is approved for Closet/Storage space installation per NEC410.16 (A) (3) and NEC410.16 (C)(5) per NRTL certification

DIMENSIONS



FLX Stix HDP Pro 3W 5.7" (145mm)



FLX Stix HDP Pro 6W 11.22" (285mm)



FLX Stix HDP Pro 12W 22.25" (565mm)

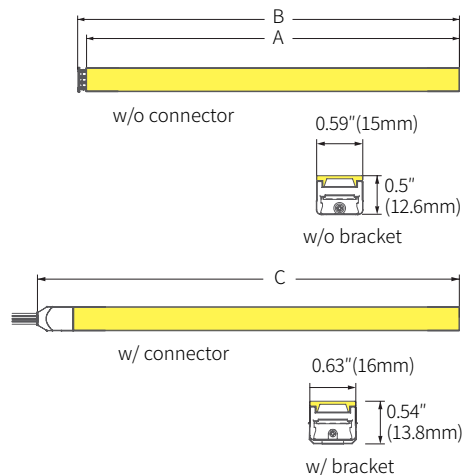


FLX Stix HDP Pro 18W 33.27" (845mm)




FLX Stix HDP Pro 24W 44.21" (1123mm)


Model Number	Voltage Input (V)	Power Input (W)	Luminous Flux (lm) / 4000K	Color Rendering	A inches (mm)	B inches (mm)	C inches (mm)
HDP3-(Color)K-24V -C90	DC24	2.9	205	Ra>90	5.51 (140)	5.71 (145)	6.41 (163)
HDP6-(Color)K-24V -C90	DC24	5.7	408	Ra>90	11.02 (280)	11.22 (285)	11.93 (303)
HDP12-(Color)K-24V -C90	DC24	11.5	832	Ra>90	22 (559)	22.23 (565)	22.93 (582)
HDP18-(Color)K-24V -C90	DC24	17.3	1,259	Ra>90	33 (838)	33.21 (844)	33.91 (861)
HDP24-(Color)K-24V -C90	DC24	22.8	1,677	Ra>90	44 (1,118)	44.2 (1,123)	44.92 (1,141)



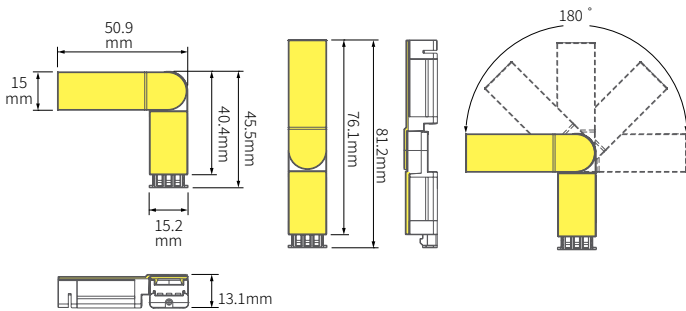

EASY CONECTION



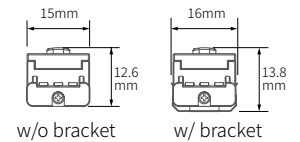
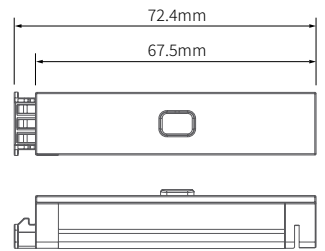
MAGNET



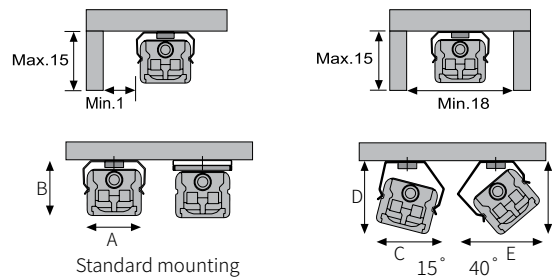
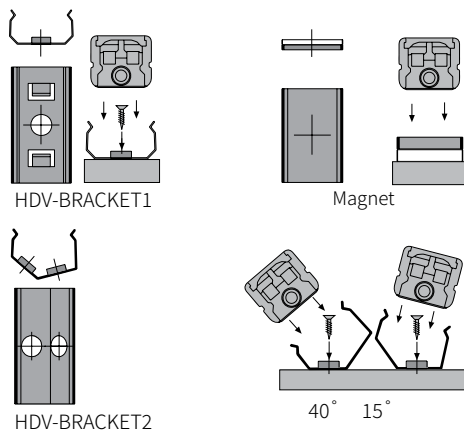
FLEXIBLE CONNECTING FIXTURE



INLINE DIMMER



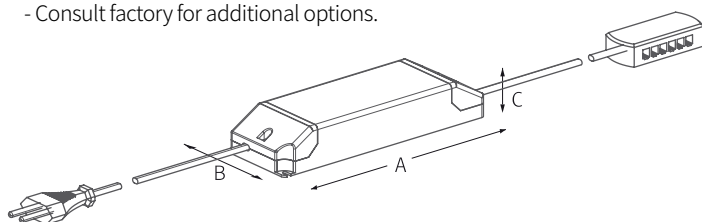
MOUNTING



A	B	C	D	E	F
16mm(0.63")	14mm(0.55")	18.3mm(0.72")	18mm(0.71")	21mm(0.83")	19.6mm(0.77")

LED DRIVER OPTIONS

- Consult factory for additional options.



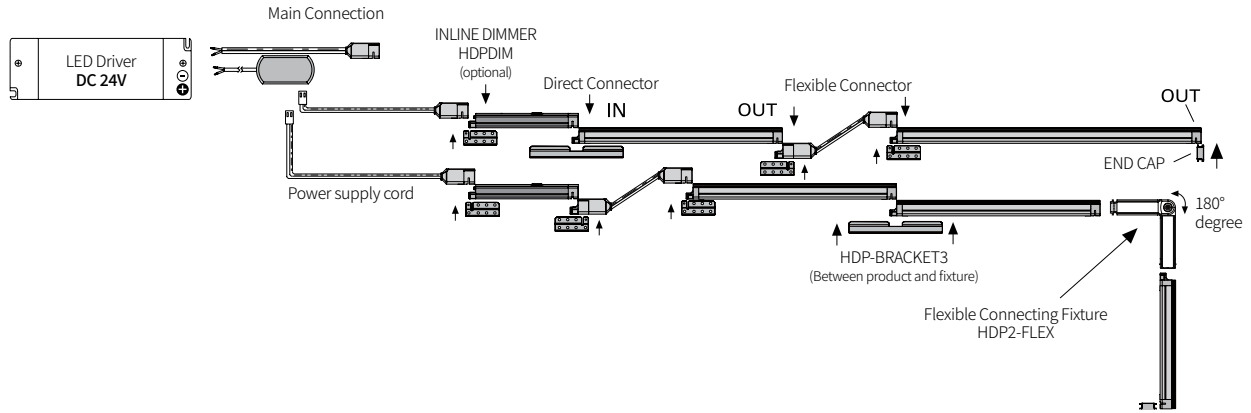
Model Name	A inches (mm)	B inches (mm)	C inches (mm)
FLC30-24V/XL *	5.9"(150)	1.6"(41)	1.22"(31)
FLC75-24V/XL *	7.08"(180)	2.36"(60)	1.25"(32)
XLD75-124V-FC *	11.22"(285)	2.94"(74.7)	1.63"(41.5)
XLD200-224V-FCL-DIM	12.28"(312)	4.46"(113.5)	2.28"(60.5)

*Requires FDC-L10 interface for 0-10V Dimming

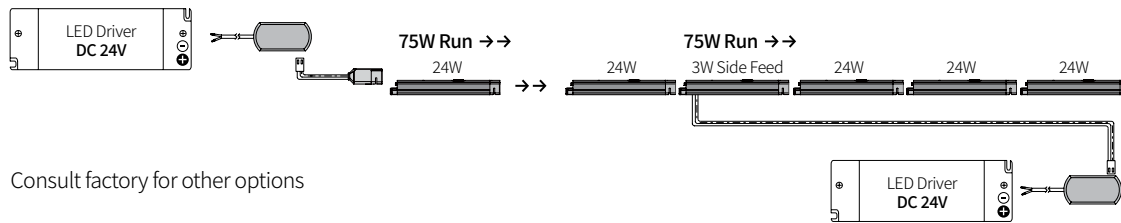
CONNECTION

NO RUN TO EXCEED 55W

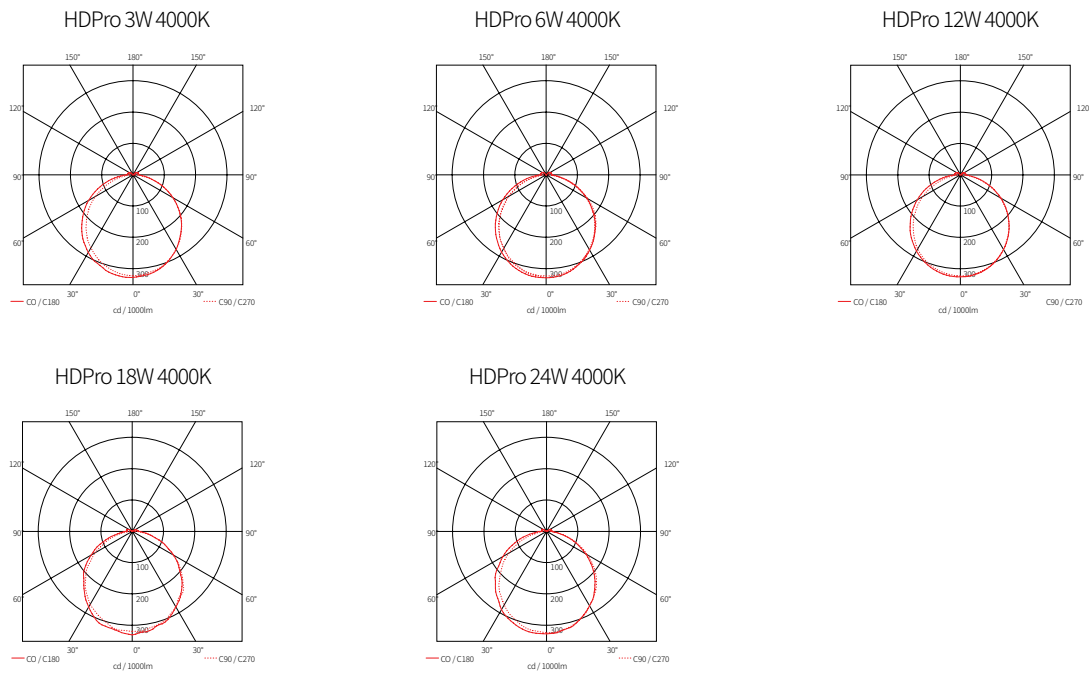
IF LONGER RUNS ARE REQUIRED USE SIDE FEED UNIT HDP Pro3-(COLOR)K-24V-S TO CONTINUE SEAMLESS LIGHTING. NOT TO EXCEED 90% OF DRIVER RATED WATTAGE.














SIDE FEED UNIT



BEAM SPREADS



COMPONENTS

	<p>Power cable __ HDPCC (8') __ HDPCC (13')</p>		<p>End Cap __ HDP-CAP Included with fixture</p>		<p>12 Port Hub __ D12P-HUB Included with Cord and Plug drivers. Order separately for Hard Wire or 3rd Party Drivers</p>
	<p>Sidefeed for Seamless Extension (3W) __ HDP3-(color)K-24V-S</p>		<p>Metal Mounting Brackets __ HDP-BRACKET1 Included with fixture</p>		<p>LED Drivers __ FLC30-24V/XL (30W) * __ FLC75-24V/XL (75W) * With distributor and power cord 1800mm (6')</p>
	<p>Flexible Connecting Fixture (2W) __ HDP2-(color)K-24V-Flex</p>		<p>Angled Brackets Angled 15°/40° (BK2) __ HDP-BRACKET2 Optional</p>		<p>Driver Junction Box __ MHWB-FLE</p>
	<p>Flexible Connecting Cable __ HDPPTC (6") __ HDPPTC1 (1') __ HDPPTC2 (2') __ HDPPTC4 (4') __ HDPPTC6 (6')</p>		<p>Connecting Brackets Fixture to Fixture __ HDP-BRACKET3 Included with fixture</p>		<p>Hard Wire Driver __ XLD200-224V-FCL-DIM __ XLD75-124V-FC (90V to 300V)</p>
	<p>In-Line Dimmer __ HDPDIM (Max 75W in a row)</p>		<p>Dimming Interface __ FDC-L10 * Max. 100W (100W/CH, 1CH) 0-10V Signal * Required to Dim to Warm</p>	<p>A Larger selection of drivers are available including remote and hard wire drivers. Please consult factory.</p>	
	<p>Occupancy Sensor __ HDP-OSM HDP Occupancy Sensor Inline Module</p>		<p>Door and motion sensor __ FLS-M24V</p>		
			<p>Occupancy sensor __ FLS-P24V</p>		

SPECIFICATION GUIDE

NOT TO BE USED FOR ORDERING. The Specification Guide is intended solely to ensure that all options are considered.

MODEL	COLOR	C90	LENS	MOUNTING	CONFIGURATION	RUN LENGTH	DRIVER	CONTROLS	VOLTAGE
HDP		C90				ft.			
HDP	27K - 2700K 30K - 3000K 35K - 3500K 40K - 4000K		SF - Spot Free	STD Flat Brackets Magnets Included BK2 15°/40° Brackets	S - Straight V - Varies*	RUN LENGTH IN FEET Fill out for every run section *DRAWINGS AND RUN LENGTH REQUIRED	CP - Cable/Plug HW - Hard Wire TD - 3rd Party Drivers Consult Factory	NDM Non-Dim IDM Inline Dim FDC 0-10V Interface FPH Forward Phase RPH Reverse Phase FDD DALI Interface	100V 120V 230V 277V
<p>* Available, consult Feelux Lighting</p> <p>NOTE: No Run to Exceed 75W without use of Side Feed Unit</p> <p>* Consult HDP Installation instructions for more information</p>									