

DATE	PROJECT	LOCATION	TYPE
------	---------	----------	------

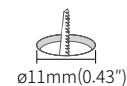


PRODUCT FEATURES

- Micro light source for Millwork, Showcase, Museum & Furniture
- Super slim design
- Adjustable pole length, Rotatable head
- Constant voltage DC 24V driver
- Available in black (Special order option: gold, silver)
- Various beam angles (18°, 32°, 46°)
- Dim 0-10V

PRODUCT SPECIFICATIONS

Lamp Power	1.2W
Power Input	DC 24V
Color Rendering Index	Ra>90
Available CCTs	2700K, 3000K, 3500K, 4000K
Energy efficiency	LED 100 lm/W, Luminaire 65lm/W
Operating Temperature Ranges	0-45°C (32-113°F)
Dimming with Feelux interface	PWM/0-10V/DALI/DMX512/WIRELESS
Finish	Black (Special option: gold, silver)
Material	Aluminum
Beam Angle	18°, 32°, 46°
Lamp life	50,000hr / 70%
Warranty	5 year



SPECIFICATION

*Based on 3000K

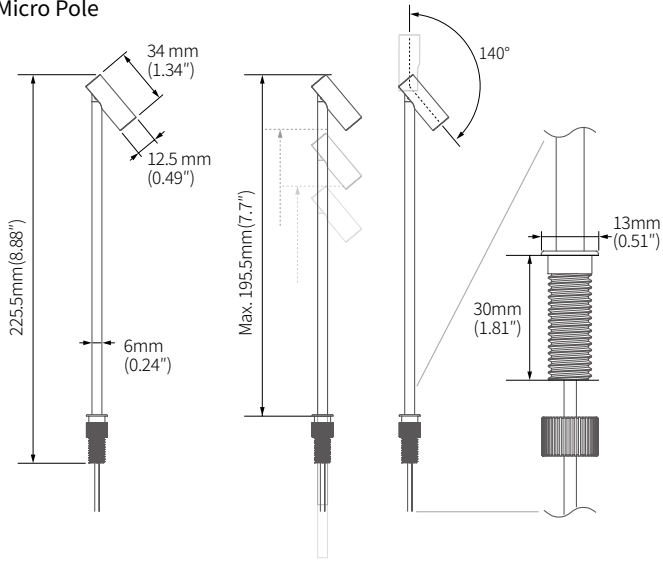
Model Number	Power Input	Lamp Power	Luminous Flux	Lumen/W	Color Rendering Index	Color Temperature	Beam Angle	Finish
MCR-PL1 (color)K-24V-46-BK	DC 24V	1.2W	79 lm	65 lm/W	CRI > 90	2700K / 3000K / 3500K / 4000K	18°, 32°, 46°	BK (Special Order Option-GD,SV)

SPECIFICATION GUIDE

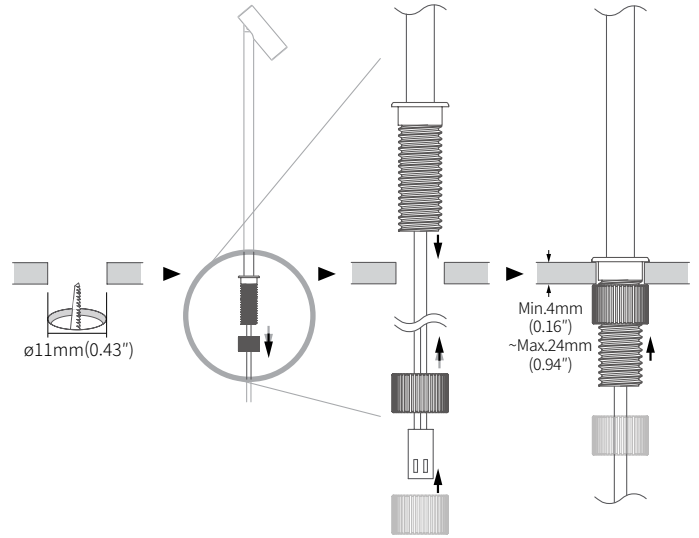
MODEL	COLOR	VOLTAGE	CRI	BEAM ANGLE	FINISH
MCR-PL1 MICRO POLE 1W	27K -2700K 30K -3000K 35K -3500K 40K -4000K	24V	90	18° 32° 46°	BK - Black GD - Gold (Special Order Option) SV - Silver (Special Order Option)

DIMENSIONS

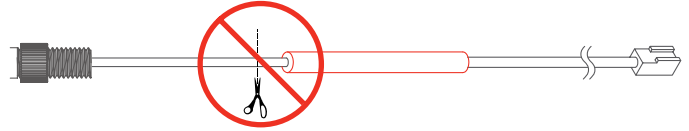
Micro Pole



INSTALLATION

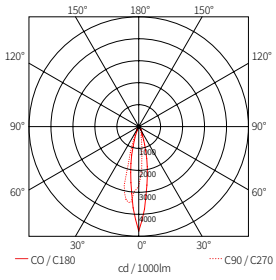


⚠ don't cut Cable in front of Circuit

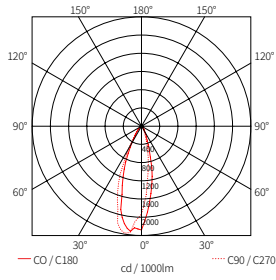


BEAM SPREADS

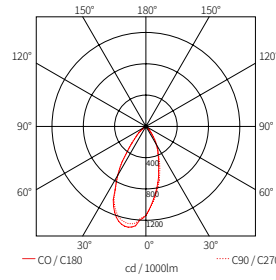
MCR-PL1 30K-24V-18-BK



MCR-PL1 30K-24V-32-BK



MCR-PL1 30K-24V-46-BK



COMPONENTS



FLX Micro POLE

- __MCR-PL1-XXK-24V-18-BK*
 - __MCR-PL1-XXK-24V-32-BK*
 - __MCR-PL1-XXK-24V-46-BK*
- Other finishes available as special order



Dimming Interface (0-10V)

- __FDC-L10
- Max. 100W (100W/CH, 1CH) 0-10V Signal



Dimming Interface (DMX512)

- __FDA-L2MO
- (0-10V/1-10V, DMX512)
Max. 200W (100W/CH, 2CH)
__FDA-L5M (DMX512)
Max. 200W (50W/CH, 5CH)



Dimming Interface (DALI)

- __FDD-L1DA
- Max. 200W (100W/CH, 1CH)



Dimming Interface (Zigbee)_FDD-L2Z

- __FDD-L2Z



Wireless Control (Zigbee Switch)

- __FSM-Z1



12 Port Hub

- __D12P-HUB
- Included with Cord and Plug drivers.
Order separately for Hard Wire or 3rd Party Drivers



LED Drivers

- __FLC30-24V/XL *
 - __FLC75-24V/XL *
- With distributor and power cord
1800mm (6')



Metal Hard Wire Box for Drivers

- __MHWB-FLE



Hard Wire Driver

- __XLD200-224V-FCL-DIM
 - __XLD75-124V-FC *
- (90V to 300V)

Additional Power Supply / Driver Options Available.
Please consult Factory.